

SHIVALIK PUBLIC SCHOOL, MOHALI
HOLIDAYS HOMEWORK FOR CLASS LKG, 2024



Holidays are the best time of the year,

Time to shout, clap and cheer.

Jump about and have lots of fun

Enjoy treats in tons and tons.

Plan a trip, go around and explore

Be with mountains or the sea shore

Be helpful and nice to all, each day,

You are champions, winner all the way.

HOLIDAYS.....HOLIDAYS.....HOLIDAYS.....

My Holidays start from May 21st,2024

Wow! I am waiting for these days

It's time to smile, have fun and play.....


Dancing, drawing, running in the sun

Holidays are so much fun.....

Dear Parent,

Summer Vacation has come again. Value your time and make optimum use of it. Go for a long walk with your kids and enjoy the beautiful morning sunrise and evening sunset, admire the beauty of nature, hear the chirping birds, and see the fluttering butterflies.

It's time to catch up with Grandma's never-ending stories and play wonderful games with Grandpa. To make your holidays more fruitful and interesting, we have prepared some fun-filled activities that will keep the children engaged, help channel their energy, and at the same time improve their concentration, motor skills and promote independent learning and. So here we go.....



➤ To enhance the “Gross Motor Skills “of your child enroll them to any one of the following activity

- ❖ Aerobics
- ❖ Dance
- ❖ Swimming
- ❖ Rhymes singing

To develop “Fine Motor Skills” let your child indulge in activities like

- Mashing potatoes
- Rolling clay
- Shelling out peas
- Zipping and unzipping
- Buttoning and unbuttoning
- Opening and closing the bottle cap/tiffin lid
- Watering the plants
- Learning to wear shoes and socks

Good Manners and Good Habits

Imbibe ‘social skills’ in your child

- Encourage the child to use four magical words PLEASE, SORRY, THANKYOU, and EXCUSE ME in day to day conversation.
- Greeting with a smile when someone comes to the house.

- **Brushing teeth twice a day.**
- **Trim nails and hair on regular basis.**
- **Washing hands before and after meals.**
- **Combing hair regularly.**
- **Bathing every day.**

SELF-INTRODUCTION COMPETITION IN JULY

Prepare your ward for the Self Introduction Competition to be held in the month of JULY. Dates will declared later on.

My name is

I study at Shivalik Public School.

I read in


My class teacher's name is

My Father's name is

My mother's name is

I live in.....

My favorite food isetc.



- **Learn any ten lines on your Favorite Fruit for Show and Tell activity going to be held in July.**

Phonetic Rhyme

Apple on the tree says

ऐ

a a a

Bat and Ball says

ब

b b b

Clever pussy cat says

क

c c c

Dimpy, the dog says

ड

d d d

Elly, the elephant says

ए

e e e

Finnie the fish says

फ

f f f

Grimpy the goat says

ग

g g g

Harry the horse says

ह

h h h

Ink in the inkpot says

इ

i i i

Jam and Jelly says

ज

j j j

Kelly the kangaroo says

क

k k k

Light in lamp says

ल

l l l

Montu the monkey says

म

m m m

Nelly the nurse says

न

n n n

Orange in the plate says

ओ

o o o

Porkie the pig says

प

p p p

Queenie the queen says

क्व

q q q

Red red rose says

र

r r r

Sun and swan says

स

s s s

Telly the tiger says

ट

t t t

Uncle under umbrella says

अ

u u u

Vinnie the van says

व

v v v

Watch and Wool says

व

w w w

X-Max tree says

क्स

x x x

Yellow yellow yolk says

य


y y y

Zebra in the zoo says


ज

z z z

TEAR SMALL PIECES OF PAPER AND KEEP PASTING COLOURFUL PAPER MENTIONED IN THE PICTURE.



JOIN THE DOTS AND COLOUR THE PICTURE



Let's

Have

Some

Fun.....

My Photo Gallery

Make a collage of pictures you click of the places you visited, people you met, and the activities you did during summer break on a thick A3 sheet.

REVISION WORK:

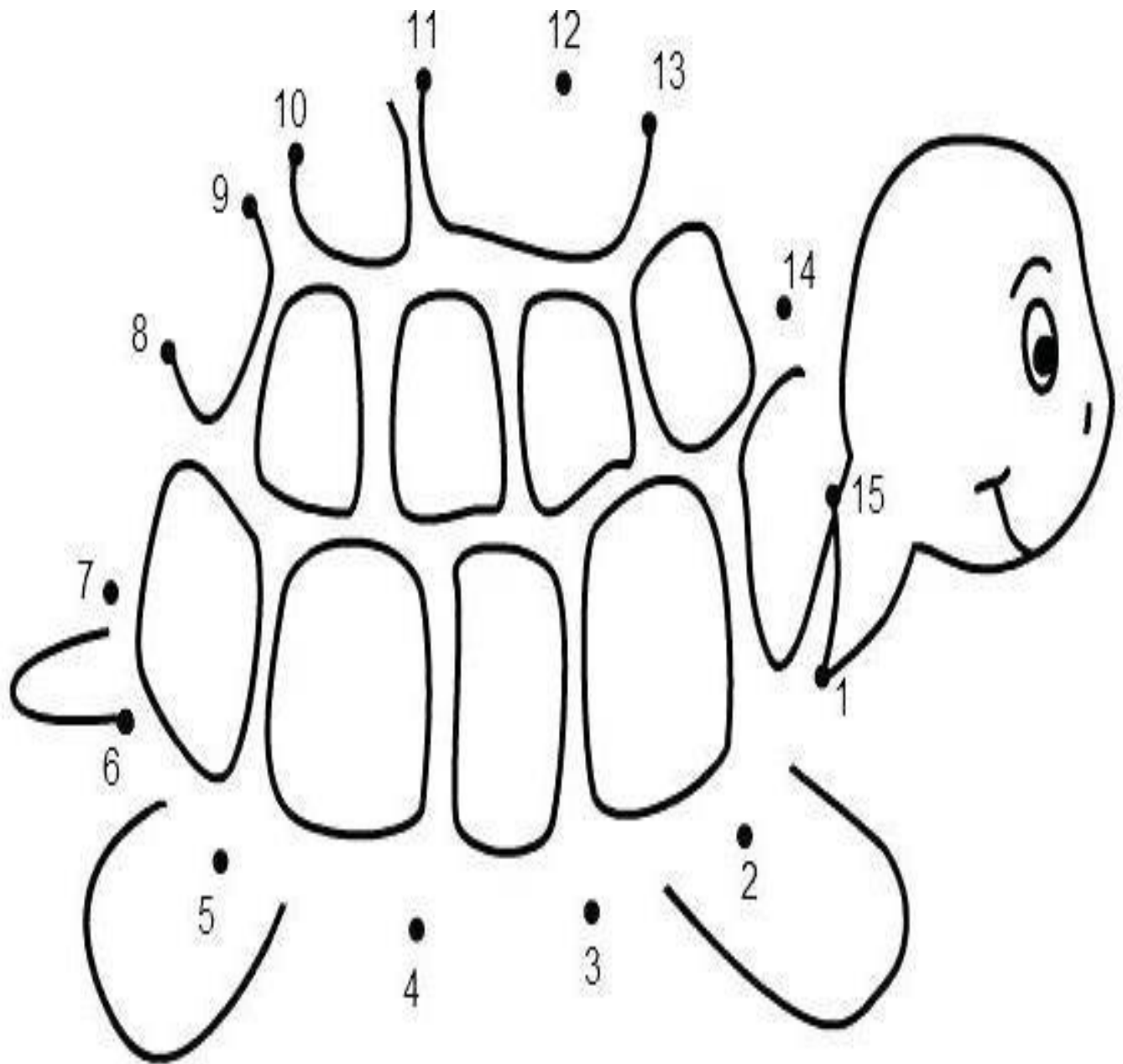
- **Revise all the phonic sounds mentioned in the above phonic worksheet.**
- **Revise the formation of letters – L/H/I/T/F/E/A/M/N/V in rough notebooks.**
- **Revise the formation of numbers 1 to 4 in rough notebooks.**
- **Learn the story – THE THIRSTY CROW (Mentioned in planner of month APRIL).**

Colour and decorate the photo frame.


Paste photograph (postcard size) of any of your special moment.




Join the numbers from 1 to 15. Colour and complete the tortoise.



Circle the small animal and color the big animal.



Colour the Ladybug Red and stick Black Bindi's in the circle.



IMPORTANT:

- **Send all the homework in a labeled paper bag on 3rd July 2024.**
- **All the work given should be done by the child under parental guidance. It will help in the holistic development of the child.**

HAPPY HOLIDAYS



SEE YOU ON JULY 3rd 2024(Wednesday)